

DISTRICT HEALTH PROFILE SKARDU

Introduction

District Skardu	Number of Health Facilities by Type				
	DHQH	CH	RHCs	BHUs	Total
# of facilities listed by HID	1	4	1	4	24
# of facilities surveyed	1	4	1	1	7

Source: pspu.punjab.gov.pk/system/files/HFA-Skardu.pdf

Demographic Profile

Indicators	Value	Indicators	Value
Area	22,000 Sq. Km	Population of Tehsil Gultari	36,210
Total Population (Est 2014)	318, 943 persons	Population of TMC	28,023
Population of Tehsil Rundu	16,812	Urban Population	13%
Population of Tehsil Skardu	172,083	Rural Population	87%
Population of Tehsil Shigar	59,395	Sex ratio (number of males over 100 females) at birth	87
Population of Tehsil kharmang	34,443		

Source: 1998 Census Report

Population Group

Population groups	Standard demographic (%)	Estimated population	Population groups	Standard demographic (%)	Estimated population
Under 1 year	2.70	5,801	Women 15-49 years	22.00	47,267
Under 5 year	13.40	28,790	Married Women of Child Bearing Age (CBAs)	16.00	34,376
Under 15 year	41.97	90,172	Pregnant women	3.40	7,305
			Expected births	2.90	6,230

Source: pspu.punjab.gov.pk/system/files/HFA-Skardu.pdf

Health Facilities (Public Sector)

Type	Number	Bed strength
DHQ Hospital	1	145
THQ Hospital	4	90
RHCs	1	20
BHUs	4	-
Govt. Rural Dispensaries	58	-
MCH Centres	22	-
Sub Health Centres	22	-

Source: pspu.punjab.gov.pk/system/files/HFA-Skardu.pdf

Health Budget

District Health Budget	2007-08		2008-09		2009-10	
	Allocation	Expenditure	Allocation	Expenditure	Allocation	Expenditure
Non- Development	53.841	53.41	79.002	79.0	56.108	56.0
Development	-	-	-	-	-	-
Total	53.841	53.41	79.002	79.0	56.108	56.0

Source: pspu.punjab.gov.pk/system/files/HFA-Skardu.pdf

Health Infographic - District Skardu

Demographics

Area **22,000**

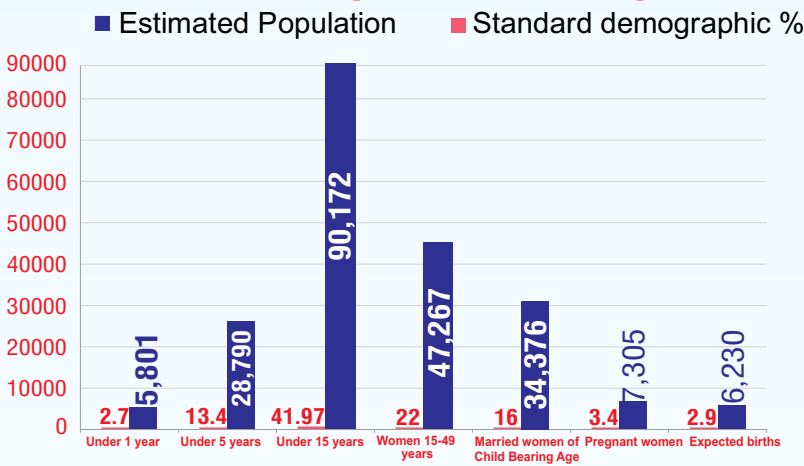
Projected Population 2013

318,943

Population Density **13**



Population of Tehsil Gultari	36,210
Population of Tehsil Kharmang	34,443
Population of Tehsil Rondu	16,812
Population of Tehsil Shigar	59,395
Population of Tehsil Skardu	172,083
Urban Population	13%
Rural Population	87%

Standard Demographic % of different Population Groups*



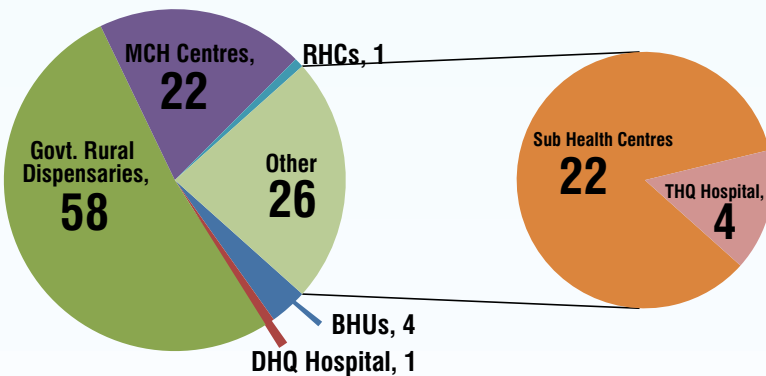
*Population for these groups calculated for estimated population of 2013
 Source: Health facility Assessment by TRF Pakistan: 2012
 pspu.punjab.gov.pk/system/files/HFA-Skardu.pdf

Health Indicators*

Total Health Facilities		112
Total No. of Beds		255
Infant Mortality Rate		62/1000 Live Births
Under 5 Mortality Rate		96/1000 Live Births
Maternal Mortality Rate		201/100,000 Live Births

*Source: pspu.punjab.gov.pk/system/files/HFA-Skardu.pdf

Number of Health Facilities



Number of Doctors/ Nurses

Number of Doctors

216

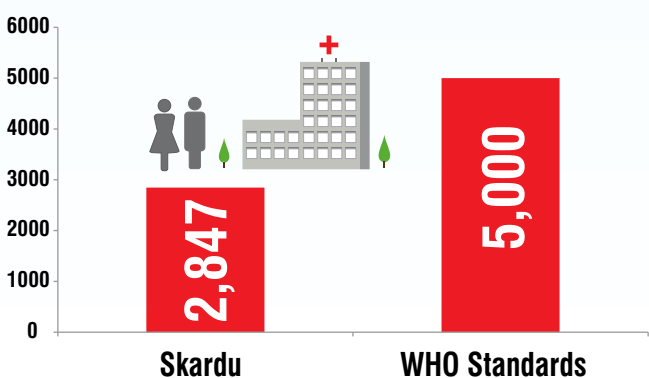


Number of Nurses

22



Population per Health Facility



Population per Bed

