

HEALTH PROFILE – KHYBER AGENCY

DEMOGRAPHIC INFORMATION

Estimated Population 2014	1,028,674	Population of Tehsil Tirah	81,412
Area	2567 Sq.km	Urban population	101,839
Male	535,477	Rural population	926,836
Female	493,190	Population density (persons per sq.km)	263
Total population- 2012	678,436	Sex ratio (number of males over 100 females) at birth	109
Population of Tehsil Jamrud	156,040	Population annual growth rate Est-2014	4.0
Population of Tehsil LandiKotal (2012)	135,687	Estimated Households	1039,907
Population of Tehsil Bara (2012)	305,297	1998 Average Household Size	9.9

Source: Fata Development Statistics (2009)/ pspu.punjab.gov.pk/system/files/HFA-Khyber.pdf

HEALTH INFRASTRUCTURE

Type	Number	Beds
Hospital	4	250
Rural Health Centre	0	0
Dispensary	26	0
TB Clinic	1	0
Basic Health Unit	22	0
Sub-Health Centre	0	0
MCH Centre	2	0
Lyprocy Clinic	1	0

Source: Fata Development Statistics (2009)

NUMBER OF HEALTH STAFF BY YEAR 2007, 08, 09

Health Staff	Year 2007	Year 2008	Year 2009
Doctors	54	54	76
Radiologist	1	1	1
Dental Surgeon	3	3	4
Compounder	47	60	73
Nurses	26	26	55
M/Wives	12	-	-
Dais	45	49	46
L.H.Vs	27	25	20
Other Para Medical Staff	95	95	178

Source: Fata Development Statistics (2009)

HEALTH INDICATORS

Indicators	Value
Children under 1 year fully immunized	40.5%
Postnatal Coverage (2010)	3,476
Infant Mortality Rate	86/1,000 Live Births
Under 5 Mortality Rate	104/1,000 Live Births

Maternal Mortality Ratio

380/100,000 Live Births

Source: Fata Development Statistics (2009)

TYPE OF VACCINE PROVIDED TO CHILDREN IN 2009

Name of Vaccine	Number of Children
B.C.G.	21946
OPV-O	15468
Measles	14293
OPV/DPT-I	26933
OPV/DPT-II	17037
OPV/DPT-III	14119
T.T-I	28158
T.T-II	16933
T.T-III	2749
T.T-IV	464
T.T-V	98

Source: Fata Development Statistics (2009)

FATA ORAL HYDERATION SALT DISTRIBUTION

Year 2007	Year 2008	Year 2009
21563	21994	22721

Source: Fata Development Statistics (2009)

FATA MALARIA CASES

Year 2007	Year 2008	Year 2009
2421	2145	5879

Source: Fata Development Statistics (2009)

Health Infographic - Khyber Agency

Demographics

Area **2,567**

Estimated Population 2014

1,028,674

Population Density **400**

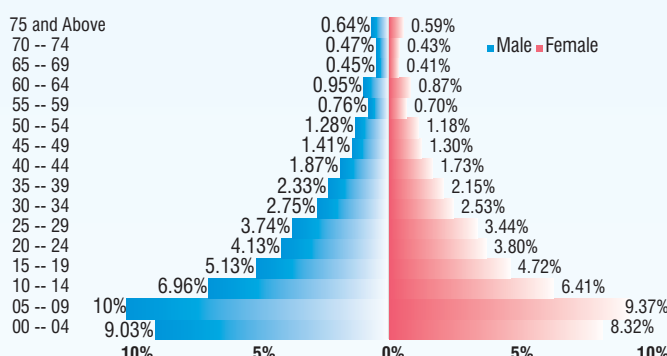
Male (Est. 2014) **535,477**

Female (Est. 2014) **493,910**

Urban Population **101,839**

Rural Population **926,836**

Population Pyramid for Khyber Agency



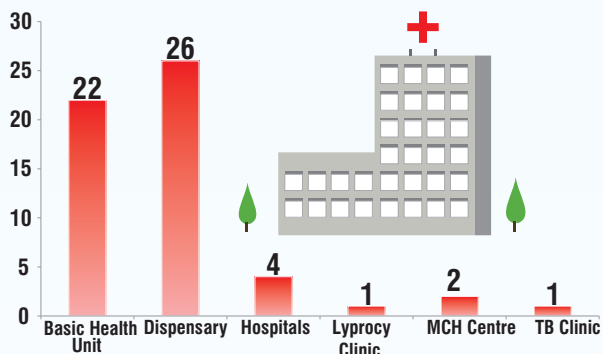
Source: FATA Development Statistics 2009

Health Indicators*

Total Health Facilities	56
Total No. of Beds	250
Post-natal Coverage (2010)	3,476
% of Children under 1 Year fully Immunized	80
Infant Mortality Rate	86/1000 Live Births
Under 5 Mortality Rate	104/1000 Live Births
Maternal Mortality Rate	380/100,000 Live Births

*Source: FATA Development Statistics (2009)

Number of Health Facilities



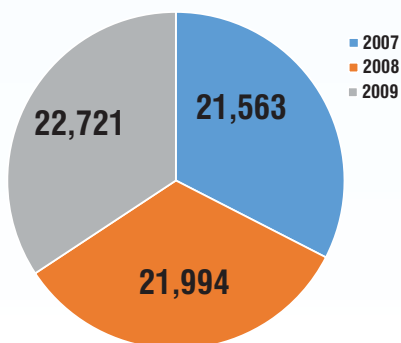
Source: FATA Development Statistics (2009)

Number of Doctors, Nurses, and M/ Wives

Number of Doctors	76
Number of Nurses	55
Number of M/Wives	12

Source: FATA Development Statistics (2009)

FATA Oral Hydration Salt Distribution



Malaria Cases

